

YANMAR MARINE DIESEL ENGINES SY-D40

PART NO : SY-D36



PART NO : SY-D27

PART NO : SY-D40



- **Reliable**

Boat owners relate to the advantages of a diesel: lower chance of electrical fault, better fuel economy and a long, reliable work filled life.

- **Long hours**

Useful for trolling, working nets or fish farming, the diesel can't be matched in low speed operation. The combustion chamber and new cooling system allows for hours of idling.

- **Cool**

The thermostat cools the engine in response to how hard it is working by changing the temperature of the water.

- **Superior**

Special cast iron cylinder liners are bonded onto the one piece aluminium block. Minature fuel injection pumps are combined with nozzles to form "unit injectors" which are super compact

Technical Details

Engine and Block

- One piece aluminium block.
- Cast iron cylinder bonded to the block.
- With a five coat painting process, the engine is protected both inside and out.

Fuel System

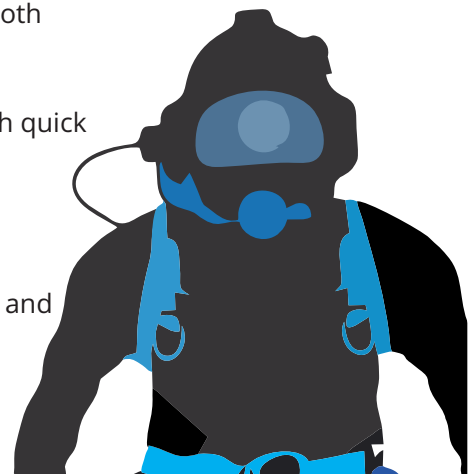
- Precise fuel metering with quick response.

Cooling System

- Seawater thermostat

Exhaust System

- Minature injection pump and reduced smoke.



YANMAR MARINE DIESEL ENGINES SY-D40




Yanmar D40



40HP, 3 cylinder diesel outboard engine, comes with 6 months fault free warranty, brand new fuel tank with hoses, fuel connectors and primary fuel pump. Also available in Tiller or RC versions, as well as L, LL and UL shaft lengths.

| | |
|---|---|
| Configuration | 4-cycle, vertical, water cooled diesel engine |
| Number of cylinders | 3 |
| Bore and stroke mm (in.) | 82 x 70 (3.23 x 2.76) |
| Displacement cc (cu. in.) | 1019 (68) |
| Maximum output hp(kW)/rpm at crankshaft | 40hp/4500rpm (29.41kW/4500rpm) |
| Combustion system | Direct injection |
| Starting system | Electric with emergency rope start |
| Cooling system | Direct seawater cooling by rubber impeller pump |
| Lubrication system | Forced lubrication with trochoid pump |
| Generator | AC dynamo built in flywheel |
| Drive device | |
| Clutch type | Dog type clutch |
| Reduction ratio Ahead/Astern | 1.846/1.846 |
| Direction of rotation | Clockwise viewed from propeller |
| Lubrication system | Oil bath |
| Tilt up system | AX-E manual AX-EP hydraulic |
| Control device | |
| Engine speed control | Remote control |
| Clutch control | Remote control |
| Steering | Remote control |
| Transom installation | Through bolts with nuts |
| Fuel oil | Diesel fuel with kerosene (Add lube oil, 30:1) |
| Fuel oil capacity | l(cu.in) 24 (1465) |
| Lube oil Engine | SAE 15W40, API CD/ |
| Drive | SAE 80W90, API Gear oil #90 |
| Dry weight | |
| | L-type 116kgs (258lbs) 120kgs (265lbs) |
| | LL-type 117kgs (258lbs) 121kgs (267lbs) |
| | UL-type 118kgs (260lbs) 122kgs (269lbs) |



Contact us


 29th Street, Amman Road, Behind Al Huraiz Est. For Industry,
Al Qusais, Industrial Area – 1,
Dubai, United Arab Emirates


 Tel : 009714 2580533 

 Fax : 042516664 

 UAE : 00971505648178 

 UK : 00447951966260 

 Website : www.synergyequipment.com

 Email : ram@synergyequipment.com

 For Sale : info@synergyequipment.com

