

SY BAUER COMPRESSOR-MARINER 320

MARINER320-E | MARINER320-B, 350 bar and 420 bar version



MARINER320-E standard version

General	
Medium	Air
Intake Pressure	atmospheric
Filling pressure	PN200 / PN300 or Pn420
Nominal pressure	225 bar / 330 bar / 350 bar or 420 bar
Working pressure	220 bar / 320 bar / 340 bar or 400 bar
Permissible ambient temperature range	+5...+45°C
Permissible altitude	0...1,500 m AMSL
Max. permissible tilt	15°
System design	Open
Operating voltage standard	400 V; 50 Hz
Other operating voltage	On request
Compressor oil, standard	Synthetic
Oil change interval	Synthetic : every 2 years / 2,000 h Mineral: annually / 1,000 h
Finish	CYAN / RAL 9006



SY BAUER COMPRESSOR-MARINER 320

Compressor system	MARINER320-E	MARINER320-B
Charging rate 1	320 l/min	
Purification system	P31/350 (350 bar version) or P41/420 (420 bar version)	
Cooling air flow, min.	2,700 m ³ /h	3,170 m ³ /h
Sound pressure level	83 dB(A)	87 dB(A)
Weight in kg ²	154 kg	138 kg
Dimensions (LxWxH) ²	1,300 x 640 x 700 mm	

1 Measured during cylinder filling from 0-200 bar tolerance +/- 5% at + 20°C ambient temperature.

2 Standard model. Weight and dimensions may vary depending on accessories.

Drive system	MARINER320-E	MARINER320-B
Motor	Three-phase	Petrol
Power	7.5 kW	8.8 kW
Model	132 S	Ex40
Type of construction	B3	B3
Type	Three-phase Squirrel-Cage-Motor	4-stroke petrol engine
Operating voltage/frequency 1	400 V, 50 Hz	-
Rated current	15.3 A	-
Speed	2,910 1/min	3,600 1/min
Protection class	IP55	IP55

1 Different voltage / different frequency available at extra charge on request

SY BAUER COMPRESSOR-MARINER 320

Compressor block with following features

- ⑩ Oil pump for forced-feed lubrication
- ⑩ Micronic intake filter: 10 m
- ⑩ Intermediate coolers, air cooled
- ⑩ Aftercooler, air cooled, outlet temperature approx. 10-15 °C above cooling air temperature
- ⑩ Intermediate separators after each stage (except 1st stage)
- ⑩ Final separator for oil and water condensate after last stage
- ⑩ Sealed safety valves after each stage
- ⑩ TÜV approved final pressure safety valve
- ⑩ Pressure maintaining and check valve after the final stage

Compressor block	IK12.14
Charging rate ¹	320 l/min
Speed	1,450 1/min
Number of stages	4
Number of cylinder	3
Cylinder bore 1st stage	105 mm
Cylinder bore 2nd stage	88 mm
Cylinder bore 3rd stage	28 mm
Cylinder bore 4th stage	12 mm
Stroke	40 mm
Direction of rotation (from flywheel side)	Left
Drive type	V-belt
Intermediate pressure 1st stage	2.5 - 3.5 bar
Intermediate pressure 2nd stage	14 - 18 bar
Intermediate pressure 3rd stage	55 - 85 bar
Amount of oil	2.8 l
Oil pressure	4.5 bar 1.5 bar
Intake pressure	1.0 bara

1 Measured during cylinder filling from 0-200 bar tolerance +/- 5% at + 20°C ambient temperature.

ON/OFF switch with motor protection

Consisting of:

- ⑩ On/off switch
- ⑩ Cable, length 5 m
- ⑩ ICEE – plug (only with operating voltage 400 V / 50 Hz)

SY BAUER COMPRESSOR-MARINER 320

– for MARINER 350 bar version

SCOPE OF DELIVERY:

- ⑩ Filter housing with long-life filter cartridge
- ⑩ Final mechanical separator for the removal of oil-/ water condensate
- ⑩ Final safety valve, fitted to filter housing
- ⑩ Pressure maintaining / non return valve, fitted to filter housing



Purification System
P31/350

Air quality as per DIN/EN 12021:2014

Contamination	Maximum content as per DIN EN 12021:2014	Air quality by BAUER
H ₂ O	25 mg/m ³	≤ 10 mg/m ³
CO	5 ppm(v)	Depending on filter cartridge
Co ₂	500 ppm(v)	Depending on intake air
Oil	0.5 mg/m ³	≤ 0.1 mg/m ³

1 Only with BAUER special filter cartridge with hopcalite up to a maximum concentration of 25 ppm CO in intake air.

The compressed clean breathing air then contains a maximum of 5 ppm CO.

2 The level of CO₂ in the intake air must not exceed the maximum level of CO₂ as per DIN EN 12021:2014!

Purification System	P31/350
Operating pressure (Standard)	PN200/PN300
Operating pressure max (PS)	330 bar
Pressure dew point	< -20 °C, equivalent to 3 mg/m ³ at 300 bar
Pipe connection	G 3/8" (condensate drain G 1/4")
Filter housing volume	1.3 l
DGRL 2014/68/EU	Vessel category II
Air purification capacity (at ambient temperature 20°C and 300 bar) ¹	615 m ³

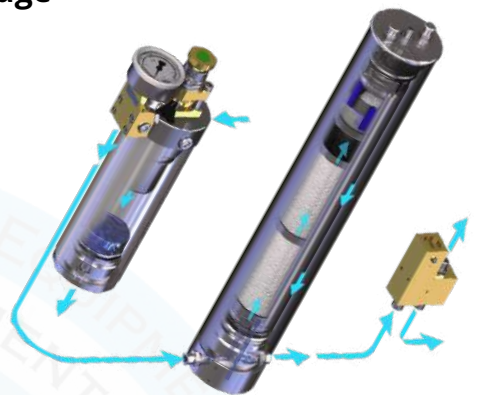
1 When using a BAUER P31/350 filter cartridge without hopcalite. When using a cartridge with CO-removal, the air purification capacity is reduced by ca. 26 %. Different values for SECURUS cartridges.

SY BAUER COMPRESSOR-MARINER 320

– for MARINER 420 bar version

SCOPE OF DELIVERY: 1x filter housing with long-life filter cartridge

- ⊗ Separator unit with final pressure safety valve
- ⊗ Check valve between separator and micro filter
- ⊗ Micro filter
- ⊗ Air bleeder valve with manometer
- ⊗ Pressurizer / check valve
- ⊗ Filter key for cartridge renewal



Air quality as per DIN/EN 12021:2014

(see purification system in standard scope of delivery)

P41 purification system (picture similar)

Purification System	P41/420
Operating pressure (Standard)	PN200/PN300
Operating pressure max	420 bar
Pressure dew point	< -20 °C, equivalent to 3 mg/m ³ at 300 bar
Pipe connection	G 3/8" (condensate drain G 1/4")
Filter housing volume	2.1 l
DGRL 2014/68/EU	Vessel category II
Air purification capacity (at ambient temperature 20°C and 300 bar) ¹	1,595 m ³

¹ When using a BAUER P41 filter cartridge without hopcalite. When using a cartridge with CO-removal, the air purification capacity is reduced by ca. 15 %. Different values for SECURUS cartridges.


B-TIMER

Cartridge change and maintenance becomes safe and comfortable like never before with the B-TIMER!

The mini-computer counts the operating hours and measures accurately the cartridge saturation.

On the four-part segment display the status of saturation of the cartridge can be followed up. If a cartridge change is required, the B-TIMER is flashing conspicuously and the order number of the cartridge is indicated.

The key symbol indicates that maintenance is due. The letters A to C inform about the necessary maintenance kit



B-TIMER Display

The robust housing resists sand, salt, sea water, high humidity and strong UV-radiation. Start/stop automatic and power save mode make operation comfortable and save the lithium cell.

**Only in scope of supply if SECURUS is not ordered!
Not available for MARINER320 420 bar version!**

SY BAUER COMPRESSOR-MARINER 320

PN200 Filling device

Filling device	PN 200
Nominal pressure (PN)	200 bar
Valve design	1 filling valve with integrated ventilation, with German cylinder connector G 5/8" according to DIN EN 144-2 and DIN 477 and manometer, Pn200
Filling hose	1 Unimam high pressure filling hose, 1 m length
International cylinder connector	1 international cylinder connection

Or

Pn300 Filling device

Filling device	PN 300
Nominal pressure (PN)	300 bar
Valve design	1 filling valve with integrated ventilation, with German cylinder connector G 5/8" according to DIN EN 144-2 and DIN 477 and manometer, PN300
Filling hose	1 Unimam high pressure filling hose, 1 m length

Filling devices not available for MARINER 420 bar version!




International filling connector



Filling device PN200 (black) and PN300 (red)

Crash frame incl. handles

The corrosion-resistant crash frame provides additional protection for the unit and can accommodate additional accessories such as a compressor control or a larger filter system. The handles make moving the unit easy and convenient.



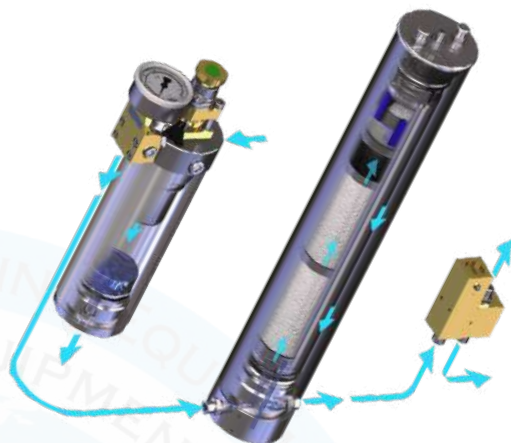
Crash frame incl. handles

SY BAUER COMPRESSOR-MARINER 320

– for MARINER 350 bar version

SCOPE OF DELIVERY:

- ⊗ 1x filter housing with long-life filter cartridge
- ⊗ Separator unit with final pressure safety valve
- ⊗ Check valve between separator and micro filter
- ⊗ Micro filter
- ⊗ Air bleeder valve with manometer
- ⊗ Pressurizer / check valve
- ⊗ Filter key for cartridge renewal



Air quality as per DIN/EN 12021:2014

(see purification system in standard scope of delivery)

P41 purification system (picture similar)

Purification System	P41/350
Operating pressure (Standard)	PN200/PN300
Operating pressure max	330 bar
Pressure dew point	< -20 °C, equivalent to 3 mg/m ³ at 300 bar
Pipe connection	G 3/8" (condensate drain G 1/4")
Filter housing volume	2.1 l
DGRL 2014/68/EU	Vessel category II
Air purification capacity (at ambient temperature 20°C and 300 bar) ¹	1,595 m ³

¹ When using a BAUER P41 filter cartridge without Hopcalite. When using a cartridge with CO-removal the air purification capacity is reduced. Different values for SECURUS cartridges.

SECURUS filter cartridge monitoring system

The SECURUS System continuously monitors filter cartridge saturation levels by measuring the moisture in the molecular filter and showing a when it is time to change the cartridge. When the dryer cartridge is 100% saturated the SECURUS automatically shuts down the system.

- ⊗ Green segment: Filter cartridge OK
- ⊗ Yellow segment: Cartridge nearing saturation
- ⊗ Red segment: Cartridge saturated or contact fault.

Compressor is shut down



SECURUS Filter Cartridge Monitoring System

Only available with P41 and only for MARINER320-E!

SY BAUER COMPRESSOR-MARINER 320

Filter cartridge monitoring	SECURUS
Supply voltage	24 V DC
Power consumption	3 VA
Contact switching power	6 A/250 V
Protection class	IP 65

Compressor control incl. automatic condensate drain system

Compressor control including automatic condensate drain system and automatic switch off at final pressure

SCOPE OF SUPPLY:

- ⑩ ON/OFF Switch with protective motor switch and signal-lamp operation
- ⑩ Star-Delta contractor
- ⑩ Transformer
- ⑩ Pressure switch stops the compressor unit at final pressure
- ⑩ Drainage of all separators between the individual stages and also the final separator during compressor operation (standard draining interval every 15 minutes for a 6 second period)
- ⑩ Timer for automatic condensate drain device
- ⑩ Unloaded start integrated (automatically draining at every shut-down of the unit)
- ⑩ Condensate collecting tank 10 liter, with silencer; about 5 liter capacity, for the environmentally friendly disposal of the condensate

Compressor control	
Supply voltage	12 VAC
Protection class cabinet	IP 54



Compressor control



Automatic condensate drain system

For petrol version, the automatic condensate drain system is supplied without control!

SY BAUER COMPRESSOR-MARINER 320

Switch-over device PN 300 / PN 200

The switch-over device enables breathing air cylinders to be filled with both 200 bar and 300 bar. For optimum limiting of the maximum operating pressure, each of the two pressure ranges is protected with a type-tested final pressure safety valve.

High-quality high-pressure filling hoses made from food-safe and long-life hose material make for flexible and safe handling. Swivel hose connections enable the filling valve to be connected to the breathing air cylinder quickly, easily and safely.



Switch-over device for MARINER 320

Only available with P41 when choosing fully automatic operation!

Trolley


The trolley provides an easy and convenient mode of transport for mobile compressor units. Fitted with pneumatic tires, the trolley maximizes mobility.



MARINER-E with trolley

Additional intermediate separator after the first stage

In the case of operation in locations where air humidity is high (tropical regions, for example), we recommend installing a separator downstream of the first compressor stage. This can extend the service life of the unit and reduce maintenance costs.



Intermediate separator after 1st stage

B-KOOL refrigeration dryer

The B-KOOL Refrigeration Dryer cools the compressed air and thus extends the service life of filter cartridges many times over.

The B-KOOL cools the hot saturated air in the compressor to approx. +3 °C, enabling the final separator to extract significantly higher volumes of condensate and thus extending the service life of the downstream filter cartridges. Depending on the ambient temperature, the life of the filter cartridges can be extended by up to 11 times. The higher the ambient temperature, the longer the lifespan of the filter cartridges when the B-KOOL is used.



B-KOOL stand-alone

SY BAUER COMPRESSOR-MARINER 320

B-KOOL VERSION FOR MARINER:

The B-KOOL 680s will be installed next to the compressor. Only possible for MARINER-E with purification system P41

Model	B-KOOL 680s
Medium	Pressurized air
Ambient temperature	+5 °C to +45°C
Refrigerant	R 134 a
Inlet temperature compressed air	max. 60°C
Max. operating pressure	350 bar / 500 bar
Min. operating pressure	100 bar
Allowed charging rate of the compressor	200 – 700 l/min (10 l cylinder filling from 0-200 bar)
Voltage supply	100 – 127 VAC 50 Hz or 200 – 240 VAC 50/60 Hz
Power consumption	max. 550 W at 50 Hz, 610 W at 60 Hz

DIMENSIONS; WEIGHT AND CONNECTIONS

Model	B-KOOL 680s
Dimensions (L x W x H)	386 x 695 x 565 mm
Weight approx.	48 kg

ASSEMBLY KITS

Compressor	Filter system	B-KOOL 680s
MARINER 200/250/320-E	P41	129021

The assembly kit for mounting on a compressor must be ordered separately and is essential.

SY BAUER COMPRESSOR-MARINER 320

Relevant EC Directives (where applicable)

- ⑩ EC Machinery Directive (2006/42/EC)
- ⑩ EC Pressure Equipment Directive (2014/68/EU)
- ⑩ EC Low Voltage Directive 2006/95/EC
- ⑩ EC Electromagnetic Compatibility (EMC) 2004/108/EC

Applied national standards and technical specifications, in particular

- ⑩ Betriebssicherheitsverordnung (German Industrial Safety Regulation) of 27 September 2002
- ⑩ AD 2000
- ⑩ Unfallverhütungsvorschrift (BGR; German Accident Prevention Regulations) BGR 500
- ⑩ All BAUER filter housings are designed, manufactured and tested in line with Accident Prevention Regulations and regulations under AD-2000 provisions and DGRL2014/68/EU.

Documentation:	1x operating manual and parts list with exploded view drawing on DVD
Design:	In line with the state of the art according to DIN, VDE, TÜV and Accident Prevention regulations
Testing:	In line with Bauer Standard as per DIN EN 10204 - 3.1

Otherwise the **General Terms and Conditions** of BAUER KOMPRESSOREN (AGB) in the version valid at the time of contract conclusion apply. These Terms & Conditions can be viewed and downloaded at the website www.bauer-kompressoren.com, or sent by BAUER on requests.

All information is given without assumption of liability and subject to technical changes.

Contact us



29th Street, Amman Road, Behind Al Huraiz Est. For Industry,
Al Qusais, Industrial Area - 1,
Dubai, United Arab Emirates



Tel : 009714 2580533 



Fax : 042516664 



UAE : 00971505648178 



UK : 00447951966260 



Website : www.synergiequipment.com



Email : ram@synergiequipment.com



For Sale : info@synergiequipment.com

